



A Coffee Master At your command

JL300 Series

Jetinno Commercial Bean to Cup Vending Machine

CONTENTS

- Product highlights
- Main features
- Core components
- Function specification
- Product dimensions
- Customizable details
- Optional modules
- Cleaning products
- Product certificates
- Customer services



Intelligent Management Helps More

Promotion mix function

Jetinno SaaS backstage management system comes with a promotion mix function, it supports multiple promotion types including coupons, pay gift, discount and membership activities.

Remote operation function

The backstage management system permits remote operation functions, including material status monitoring, remote cleaning, malfunction managing.

Hygiene & safety upgrade

Upgraded both in machine shell seal and anti-insect level, comes with waste water tank seal design and powder anti-insect cover design. Built-in UV lamp (optional) helps disinfect the machine inside .






Cup cover
dispenser



Takeaway board



Lift door



Waste water
bucket



20+ beverages



User friendly
menu



Fast delivery




Auto cleaning



Espresso



Pre-infusion



Constant 92°C



Error Warning



Exceptional quality derives from profession

- User friendly interface
- Multiple payment means
(credit card payment, paper currency/
coin validator as option)
- Espresso extraction
- High speed stirrer
- SaaS backstage management system
- Modular design
- Easy use & maintenance



Visible bean box

21.5" touch screen


Built-in cup cover dispenser

Ambient light

Takeaway board

Automatic lift door

Beautiful outside, Powerful inside





User-friendly interface

Designed with a 21.5"HD touch screen, very user-friendly interface, two menu displaying positions(the lower one is for children and the disabled people).


Wide range of drinks

Offer wide range of drinks for different needs, including black coffee (Espresso and Americano), white coffee, milk tea, black tea, milk and other soluble drinks.



Built-in cup cover dispenser

Convenient to take cup covers.



Auto lift door

Hand clipping proof design, convenient to take drinks.



Take-away board

Convenient to put drinks on it and take it away.



Seal design

Prevent bugs and insects, upgrade in hygiene safety.

Maintenance and easiness



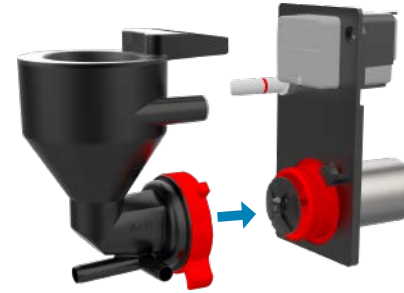
Real-time alarm system

The alarm system will automatically and timely inform machine operator and give suggested solutions when lack of a and malfunction happen, effectively lowers the possibility of causing losses.



Automatic cleaning

One button to set whole machine auto cleaning. Can also set a cleaning routine for a particular module to keep tube clean and ensure the purity of drink flavors.



Detachable design

Core components, including coffee brewer, tea brewer, stirrer, soluble canister, are detachable, easy for maintenance and deep-cleaning.



Large capacity waste buckets

Comes with large capacity buckets to dump daily waste water and coffee pucks. The waste water buckets has water level alarm function, helping improve operation efficiency.

Jetinno grinder

- Patented tech innovated by Jetinno.
- European well-known grinding blade brand.
- 64mm Flat burr grinder, special made steel, high impact tolerance.
- Grinder lifetime: 62500 times(can grind approx 500kg coffee bean).
- Adjustable coffee ground fineness, easy to use.



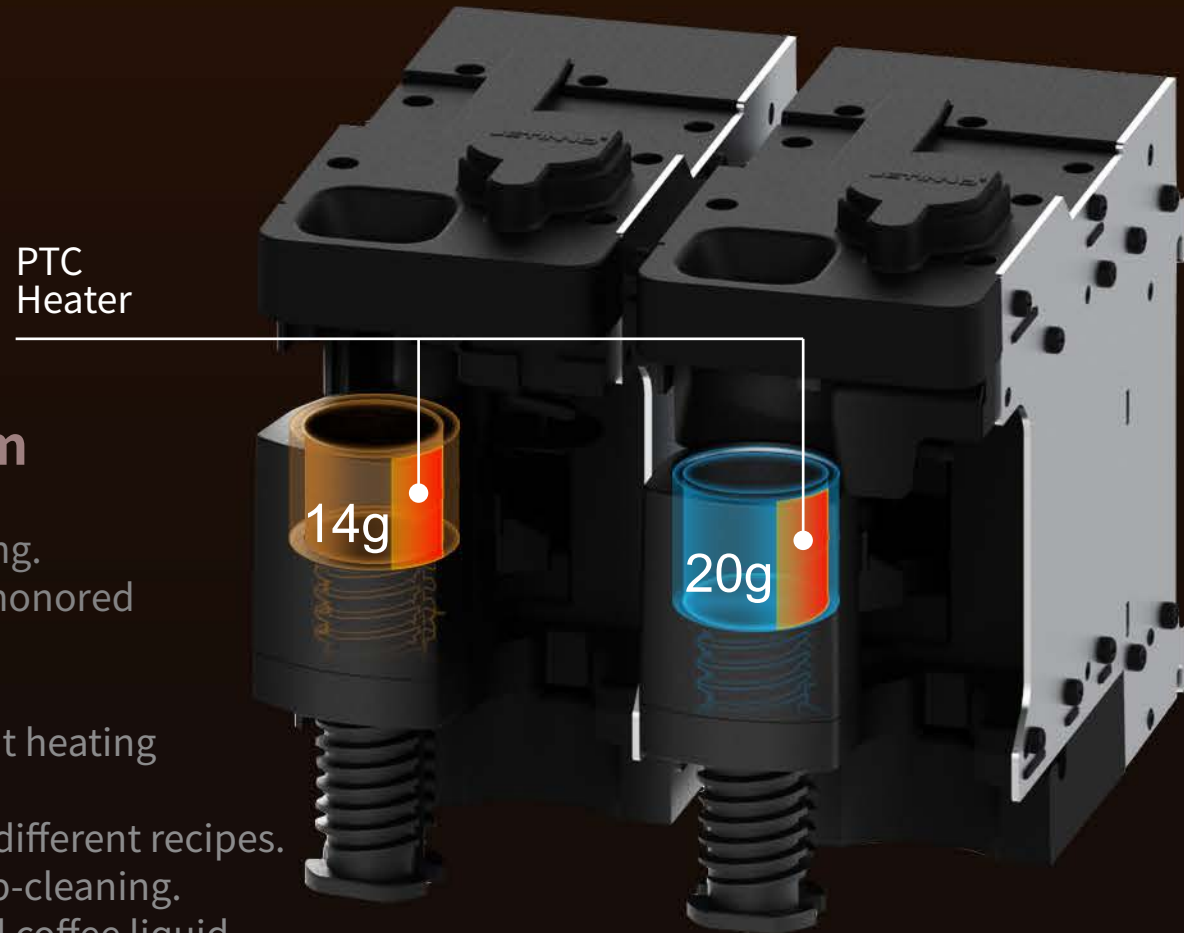
Hot water system

- 2700W heating power, continuous and stable water temperature guaranteed.
- Sweden Backerths 700ml stainless high-pressure boiler, max 25bar tolerance.
- USA EMERSON professional STB temperature control protective switch.
- Japan OMRON temperature/pressure sensor, real-time monitoring.
- Italian ULKA high -pressure electromagnetic pump, provides strong and stable extraction pressure.
- Other valve joints spare parts, flow meter are all Italy and German made.



Professional coffee brewing system

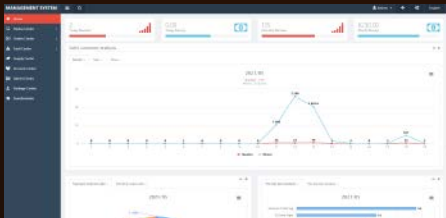
- Removable brewer module design, easy for cleaning.
- Jetinno PCT international patent, European time-honored brand applies the same type.
- Pre-infusion function to have saturated extraction.
- PCT heaters in brewing chambers, provide constant heating to solve low-temp of first cup.
- Built with 14g and 20g two brewing chambers, for different recipes.
- Detachable brewing chamber design, easy for deep-cleaning.
- Auto decompression function to discharge residual coffee liquid.



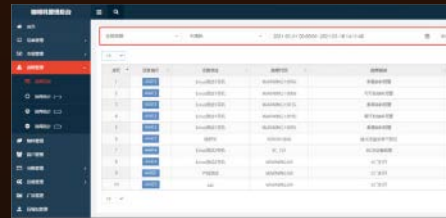
High speed stirring system

- Patented tech innovated by Jetinno.
- Detachable stirring chamber, easy for cleaning and maintenance.
- Up to 20000rpm stirring speed, rapid sufficient dissolution.
- Adjustable stirring speed for different recipes.(milk foam requires high speed, instant coffee and tea drinks require low speed).





Backstage
management



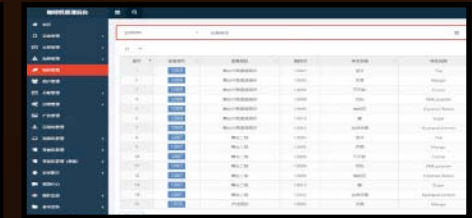
Malfunction info



Equipment info



Operator info



Material info

Jetinno SaaS management platform

1.Promotion mix

Has promotion mix function to support various promotion strategies.

2.Remote operation

Supports remote machine control of updating recipes, configure setting, software and UI upgrade.

3.Comprehensive data statistics

Provides overall data statistics to boost operation, including machine deployment info, machine info, sales data.

4.Drinks sales data bank

Has full drinks sales data bank to help make right drink marketing strategies.

5.Active malfunction feedback


Precisely feedback every deploying machine status info and automatically sync to system backstage and mobile device.



Modular design

Modular design concept has been introduced to the machine's R&D at the very beginning.

JL300 elegantly integrates extraction module, tea brewing module and soluble canister module into one, it offers diversified public installation options and wide range of drinks.





Jetinno patented drip brewer(coffee & tea)

- Large capacity brewing chamber for 6~18g ground coffee and tea powder.
- Spraying type brewing and pre-infusion technique, bring more saturated brewing.
- Detachable brewing chamber design, easy for cleaning and maintenance.
- One machine for both coffee and tea making.



Water pump module

- Patented tech innovated by Jetinno.
- Compact size, easy installation.
- Real-time water use monitoring, low volume reminding.



Automatic cup dispensing module

- Patented tech innovated by Jetinno.
- Real-time cup status monitoring.
- Smart cup dispensing with 5 columns of cups.
- Supports 70/73/80/90 mm cup formats.



Soluble canister module


- Patented tech innovated by Jetinno.
- Detachable design, easy for maintenance.
- Screw push design for more precise powder control.
- Food grade plastic, NSF safety certification.

Multi-function main board

- Designed and developed by Jetinno.
- 8 core Cortex A7 CPU, 2GHz.
- Multiple network ports for network connection.
- Multiple displaying format ports and dual screen displaying.
- Up to 10-way ports expansion.
- • Android system.

IO board

- Designed and developed by Jetinno.
- Quick response.
- Fast protection for malfunctioned unit.
- Precisely control all module units.
- Multiple ports expansion, can independently support 25-way control unit.
- Support various types of sensors, including temperature, humidity, flow and pressure.






eGlax_eMPIA military
grade touch system



German AVS Römer joints



Italy ODE valve bank



Italy ULKA electromagnetic pump

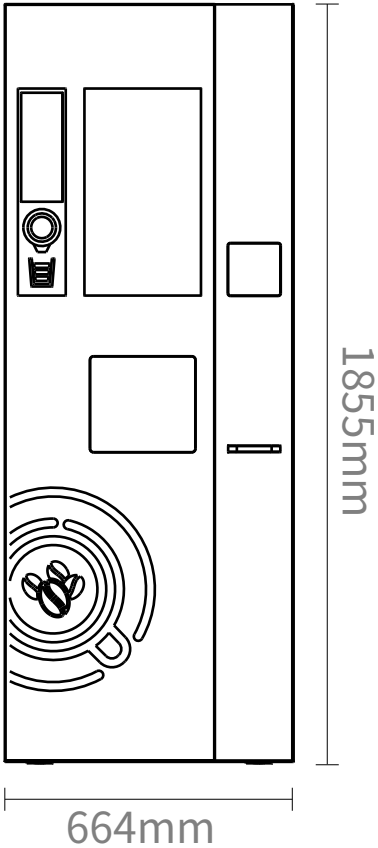


Sweden Backerhts boiler

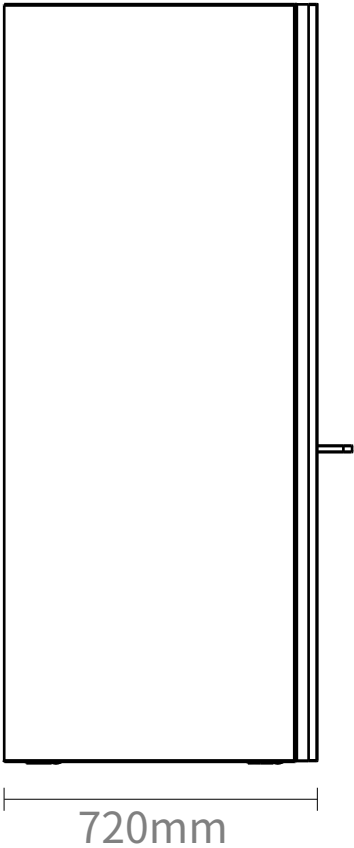


USA EMERSON switch

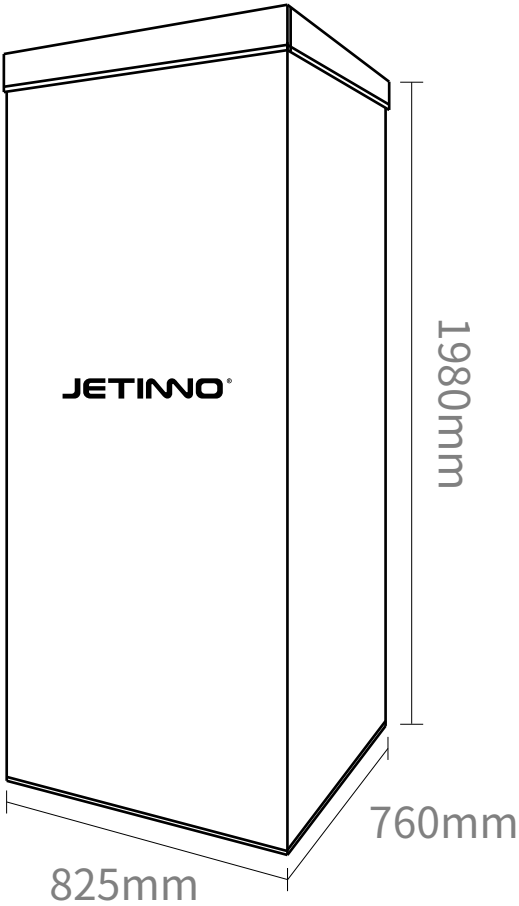
Front view



Side view




Packaging view





Configuration	JL300-ES7C	JL300-ESFB7C	JL300-IN8C
Bean box	1	1	/
Jetinno patented grinder	1	1	/
Espresso brewer	1x14g/or20g	1x14g/or20g	/
Drip brewer(coffee & tea)	/	1	/
Stirrer	3	3	4
Soluble canister	6	6	8
Water storage boiler	1	1	1
Electromagnetic piston pump	1	1	1
Cup door	✓	✓	✓
Waste water bucket/coffee puck bucket	✓	✓	✓
Waste water full alarm	✓	✓	✓
Cup dispensing module	✓	✓	✓
Cup cover dispenser	✓	✓	✓
Jetinno SaaS platform	✓	✓	✓
Water in—barrelled water	✓	✓	✓
Water in—direct drinking water	optional	optional	optional
Network—WiFi	✓	✓	✓
Network—4G	optional	optional	optional
OS—Android	✓	✓	✓
Top light box	optional	optional	optional
Chiller	optional	optional	optional


JL300-ES7C



150 Cups/day

Configuration	Parameter
Power supply	220-240V, 50/60Hz, 16A
Power	working power 2800W, standby power 100W
Service life	5 years(maintain by regulations)
Energy consumption	A-levle (EVA)
Displaying screen	21.5" touch screen
Bean hopper	1x1.8kg
Instant canister	6x4L
Boiler	700mL, 2700W
Coffee puck bucket	6L, approx100 coffee ground pucks
Waste water bucket	20L, sealing design & water full alarm
Cup dispenser	5 cup columns, total 150cups(Dia 90mm, 12ounce)
Cup cover dispenser	85 cup covers
Dimensions	664x1855x720mm
Net weight	150kg
Drinks	Espresso, Americano, cappuccino, Latte, Mocha, Chocolate, Milk, Fruit juice


JL300-ESFB7C



150 Cups/day

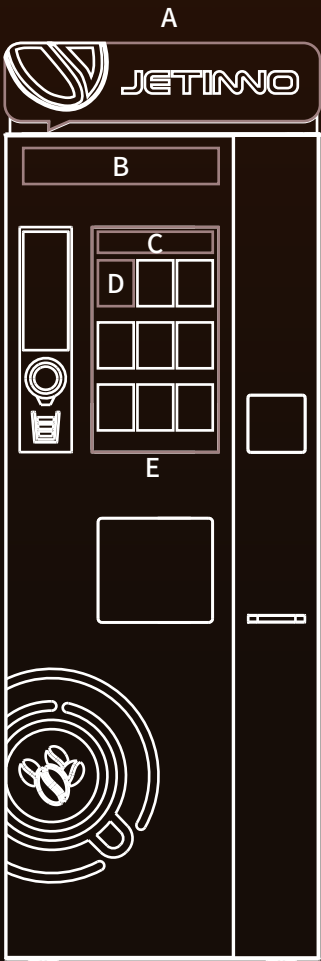
Configuration	Parameter
Power supply	220-240V, 50/60Hz, 16A
Power	working power 2800W, standby power 100W
Service life	5 years(maintain by regulations)
Energy consumption	A-levle (EVA)
Displaying screen	21.5" touch screen
Bean box	1x1.8kg
Tea canister	1x4L
Soluble canister	5x4L
Boiler	700mL, 2700W
Coffee puck bucket	6L, approx100 coffee ground pucks
Waste water bucket	20L, sealing design & water full alarm
Drop-cup system	5 cup columns, total 150cups(Dia 90mm, 12ounce)
Cup cover dispenser	85 cup covers
Dimensions	664x1855x720mm
Net weight	150kg
Drinks	Espresso, Americano, cappuccino, Latte, Mocha, Chocolate, Milk, Black tea

JL300-IN8C



150 Cups/day

Configuration	Parameter
Power supply	220-240V, 50/60Hz, 16A
Power	working power 2800W, standby power 100W
Service life	5 years(maintain by regulations)
Energy consumption	A-levle (EVA)
Displaying screen	21.5" touch screen
Bean box	x
Tea canister	x
Soluble canister	8x4L
Boiler	700mL, 2700W
Coffee puck bucket	x
Waste water bucket	20L, sealing design & water full alarm
Drop-cup system	5 cup columns, total 150cups(Dia 90mm, 12ounce)
Cup cover dispenser	85 cup covers
Dimensions	664x1855x720mm
Net weight	150kg
Drinks	Instant drinks



UI customization

Name	Position	Width	Height	Format
Light box	A	664mm	167.5mm	AI
Brand LOGO	B	414mm	90mm	AI
UI LOGO	C	358PX	57PX	PNG
UI drink picture	D	316PX	360PX	PNG
Video ads	E	1080PX	1920PX	MP4

Deep customization

Name	Item
Color	Color customization
Ports	Open underlying control serial port protocol, support customer self-developed APP.
	Open network interface(TCP/IP), support customer self-developed server.
	Open RESTful interface, support customer online store and data system.
OS	APP application layer customizable development (Android).



Optional module	Optional or not
Chiller	Optional
Concentrates BIB module	Optional
Top light box	Optional
Cup sleeve and straw box	Optional
Body induction	Optional
UV lamp	Optional
Foot wheel	Optional
Electricity meter	Optional

Payment module	Optional or not
Facial scan payment	Optional
Reverse QR Code payment	Optional
Paper currency validator	Optional
Coin validator	Optional
RFID payment	Optional
MDB Cashless	Optional



BIB module

Function: connect to concentrates to make BIB drinks.

Item	Parameter
Module dimensions (W*H*D)	156x350x280mm
BIB bag weight	3kg
Port size	Dual head M30
Flow	600±10%ml/min(suction head 1 meter, pump head 0.5 meter)
Working environment	Temperature: 0~60°C Relative humidity <85%RH
Matched tube	24#
Power	32W



Chiller module

German technology, instantly cold water making for use, ensure hygiene safety and health.

Item	Parameter
Cold water Temperature	0-6.5°C
Refrigeration ability	≥7.2L/h
Power consumption	≤0.35KW.h/24h
Max power	≤140W
Refrigerant	R600a or R134a
Working environment	Temperature: 5~35°C Humidity: 30%~85%
First time discharge	30 min after power on
Discharge speed	20mL/s

Working condition test: water inflow temperature: 25°C;

Working environment: 25°C; relative humidity: 60%



Product: Coffee machine tea brewer cleaner
 Use: used for coffee machine tea brewer cleaning
 Ratio: 2 pills with 5.67L water
 Details: 4g/pill, 120 pills/bottle, 12 bottles/case



Product: coffee machine boiler cleaner
 Use: used for coffee machine boiler cleaning
 Ratio: 200g powder with 3.9L water
 Details: 1kg/bottle, 6 bottles/case



Product: coffee machine cleaner
 Use: used for coffee machine brewer cleaning
 Details: 2g/pill, 100 pills/can



Product: cleaning brush
 Use: used for coffee machine cleaning and maintenance
 Details : general use



Product: tower
 Use: used for coffee machine cleaning and maintenance
 Details : general use





Security Certification

CB

CE



Food Contact Material

EU 1935/2004
European food test

Europe

LFGB
German



US

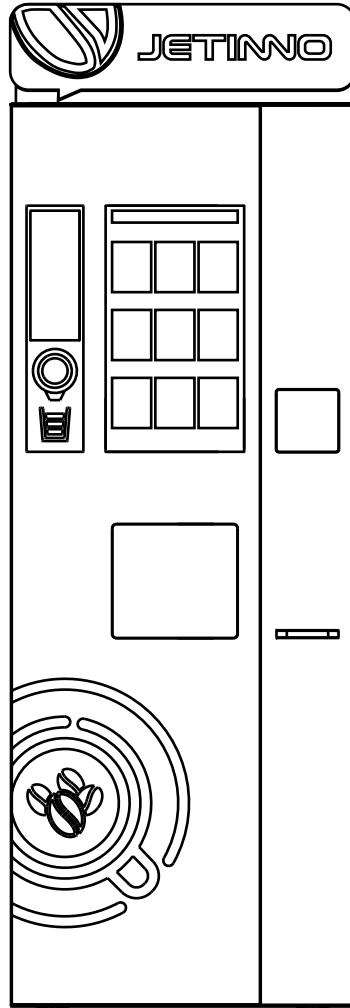
GB
GB4806
China

Europe EVA energy consumption level A

Energy consumption: vending machine	
Manufacturer: Jetinno JL300	◀ A
Low	
A++	
A+	
A	◀ A
B	
C	
D	
E	
F	
G	
High	
Total	152 wh/L
Measured at	30 L/24h
Cup/Size	151 cups of 199 ml
Stand-by mode	1955-wh/24h



95% Recycled



Guangzhou Jetinno Intelligent Equipment Co., Ltd

Address: 4F, No. 2, Ruitai Road, Huangpu District, Guangzhou, China

Tel: 400-017-9997

E-mail: inquiry@jetinno.com

Website: www.jetinnomachine.com www.jetinnovending.com